


Department of Library
Library utilization statistical Report

June 16 - May 2017

S.No	Month	Number of issue	Number of Return
1	June 2016	254	225
2	July 2016	564	525
3	August 2016	651	610
4	September 2016	512	710
5	October 2016	524	403
6	November 2016	301	335
7	December 2016	610	408
8	January 2017	707	608
9	February 2017	809	720
10	March 2017	789	698
11	April 2017	125	673
12	May 2017	89	520
	Total	5935	5915

Users 353



Librarian
Late K. Z. S. Science
College, Bramhani.

Department of Library
Library utilization statistical Report

June 17 - May 2018

S.No	Month	Number of issue	Number of Return
1	June 2017	360	250
2	July 2017	595	503
3	August 2017	610	612
4	September 2017	650	562
5	October 2017	685	553
6	November 2017	450	659
7	December 2017	760	565
8	January 2018	540	702
9	February 2018	609	610
10	March 2018	610	703
11	April 2018	360	354
12	May 2018	220	358
	Total	6449	6431

Users 395


Librarian
Late K. Z. S. Science
College, Bramhani.

Department of Library
Library utilization statistical Report

June 18 - May 2019

S.No	Month	Number of issue	Number of Return
1	June 2018	353	352
2	July 2018	640	490
3	August 2018	705	782
4	September 2018	725	698
5	October 2018	609	552
6	November 2018	562	363
7	December 2018	573	614
8	January 2019	542	626
9	February 2019	551	652
10	March 2019	603	703
11	April 2019	203	102
12	May 2019	51	154
	Total	6117	6088

Users 370



Librarian
Late K. Z. S. Science
College, Bramhani.


K.Z.S. SCIENCE COLLEGE
BRAMHANI KALMESHWAR

Department of Library
Library utilization statistical Report

June 20 - oct 2021

S.No	Month	Number of issue	Number of Return
1	June 2020	---	---
2	July 2020	---	---
3	August 2020	----	---
4	September 2020	----	---
5	October 2020	1	1
6	November 2020	2	3
7	December 2020	43	73
8	January 2021	3	5
9	February 2021	28	12
10	March 2021	24	18
11	April 2021	---	---
12	May 2021	----	04
13	June 2021	37	14
14	July 2021	37	32
15	August 2021	40	49
16	September 2021	40	55
17	October 2021	51	36
	Total	306	302

Users 440


Librarian
Late K. Z. S. Science
College, Bramhani.

Percentage per day usage of library by teachers and students (foot falls) - 2020-2021

180 days, from Nov 2020 to Oct 2021

No of foot falls from Nov 2020 to Oct 2021 = 305

Foot falls per day = $305/180 = 1.69$


Percent foot falls per day

$$= \left(\frac{\text{No.of teachers and students using library per day}}{\text{Total no.of teachers and students}} \right) \times 100$$

$$= (1.69/440) \times 100$$

$$= (0.00385) \times 100$$

$$= \mathbf{0.385 \%}$$


Librarian
Late K. Z. S. Science
College, Bramhani.

Department of Library
Library utilization statistical Report

June 19 - May 2020

S.No	Month	Number of issue	Number of Return
1	June 2019	270	220
2	July 2019	600	568
3	August 2019	621	593
4	September 2019	520	545
5	October 2019	172	562
6	November 2019	200	364
7	December 2019	462	654
8	January 2020	502	459
9	February 2020	373	266
10	March 2020	289	110
11	April 2020	---	---
12	May 2020	----	----
	Total		

Users 378



Librarian
Late K. Z. S. Science
College, Bramhani.

Issue return July 2021 to June 2022

Transaction Report

Month	Issue	Return	Total
July 21	37	32	69
August 21	39	50	89
September 21	37	58	95
Oct 21	51	36	81
Nov 21	32	31	63
Dec 21	66	41	107
Jan 22	67	76	143
Feb 22	283	229	552
March 22	381	314	695
April 22	442	570	894
May 22	173	179	352
June 22		45	
Total	1608	1661	3269

**Percentage per day usage of library by teachers and students (foot falls) –
2021-22**

180 days, from July 2021 to June 2022

Total Students = 342

Teaching Staff = 15

Total Users = 357

No of foot falls from July 2021 to June 2022= 3269

Foot falls (Steps) per day = $3269/180 = 18.16$

Percent foot falls per day

$$= \left(\frac{\text{No. of teachers and students using library per day}}{\text{Total no. of teachers and students}} \right) \times 100$$

$$= (18.16/357) \times 100$$

$$= (0.05086) \times 100$$

$$= 5.09 \%$$



Librarian
Late K. Z. S. Science
College, Bramhani.